



Contents List available at JACS Directory

Journal of Advanced Chemical Sciences

journal homepage: www.jacsdirectory.com/jacs

Zinc as a Synergist to L-Glutamic Acid for Corrosion Behaviour of Carbon Steel in Nearly Neutral Aqueous Environment

V. Prathipa^{1,*}, A. Sahaya Raja²¹Department of Chemistry, PSNA College Engineering and Technology, Dindigul – 624 622, Tamil Nadu, India.²PG & Research Department of Chemistry, G.T.N. Arts College, Dindigul – 624 005, Tamil Nadu, India.

ARTICLE DETAILS

Article history:

Received 20 July 2016

Accepted 05 August 2016

Available online 09 August 2016

Keywords:

Carbon Steel

L- Glutamic Acid

Polarization Study

AC Impedance Spectra

ABSTRACT

The inhibitor system L- glutamic acid - Zn^{2+} has been investigated by electrochemical and gravimetric (weight loss) techniques at room temperature. At pH-7.6, the formulation consisting of L-glutamic acid- Zn^{2+} offers 90% inhibition efficiency (IE). Polarization study reveals that this formulation functions as an anodic inhibitor. AC impedance spectra reveal that a protective film is formed on the metal surface. At isoelectric point (pH-3.1), the IEs of L-glutamic acid and also the L-glutamic acid- Zn^{2+} systems are very low. In some cases there is acceleration of corrosion, -33% inhibition efficiency is noticed (negative IEs). The gravimetric measurements aided in the classical prediction of the corrosion inhibition process.

1. Introduction

Carbon steel finds a lot of application in industries particularly in food, petroleum, power production, chemical and electrochemical industries, especially due to its excellent mechanical properties and low cost. It gets rusted when it comes in contact with any aqueous medium. Corrosion is the deterioration of metal by chemical or reaction with its environment. It is a constant and continuous problem, often difficult to eliminate completely. Prevention would be more practical and achievable than complete elimination. The use of inhibitors is one of the best methods for protecting metals against corrosion. Inhibitors are substance which when added in small quantity to a corrosive environment, lower the corrosion rate. They reduce the corrosion by either acting as a barrier, by forming an adsorbed layer or retarding the cathodic and/or anodic process. The majority of well-known inhibitors are organic compounds containing heteroatom, such as O, N, S and multiple bonds [1]. Most of the organic compounds are not only expensive but also toxic to both human beings and environments [2] and therefore the use of hazardous chemical inhibitors is totally reduced because of environmental regulations. It is better to look for environmentally safe inhibitors. Many researchers investigated the inhibition effect of environment friendly inhibitors like amino acids on metal corrosion [3-13]. This is due to the fact that amino acids are non-toxic, biodegradable, relatively cheap, and completely soluble in aqueous media and produced with high purity at low cost. Various amino acids have been used to inhibit the corrosion of metals and alloys [14-17]. Perusal of several literatures reveals that there is no information regarding the use of L-glutamic acid in combination with Zinc ion (Zn^{2+}). Therefore, environmental friendly inhibitor L-glutamic acid has been chosen as the corrosion inhibitor for this present work. The aim of this research is to investigate the inhibition efficiency of L-glutamic acid in controlling the corrosion of carbon steel in the absence and presence of Zn^{2+} at pH – 7.6 and isoelectric point (pH – 3.1). The investigation is performed using gravimetric (weight loss) technique, electrochemical studies such as polarization and AC – impedance spectroscopy.

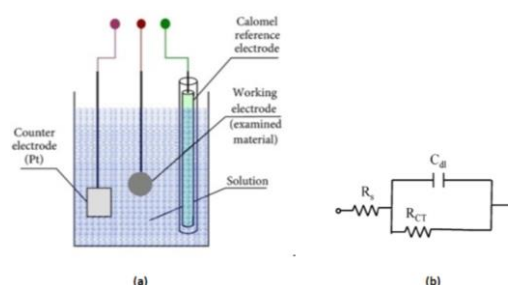
2. Experimental Methods

2.1 Gravimetric Measurements

All the weight of the carbon steel specimens before and after corrosion was carried out using Shimadzu Balance-AY62. Inhibition efficiency (IE) was calculated from the relationship $IE = 100 [1 - (W_2/W_1)]$, where W_1 is the corrosion rate in the absence of inhibitor and W_2 is the corrosion rate in the presence of inhibitor.

2.2 Electrochemical and Impedance Measurements

Potentiodynamic polarization studies and AC Impedance measurements are carried out using CHI electrochemical impedance analyzer (model 660A) is shown in Scheme 1. All solutions were prepared using well water collected from R.V.S. Nagar, Dindigul, Tamil Nadu, India. The study was carried out at room temperature (303K). The chosen environmental well water and its some physicochemical parameters are pH- 7.6 ,Conductivity - 1430 μ mhos/cm,TDS – 1121 ppm, TH – 638ppm, Chloride – 550ppm.



Scheme 1 (a) circuit diagram of three-electrode assembly; (b) equivalent circuit diagram: R_s is solution resistance, R_{ct} is charge transfer resistance and C_{dl} is double layer capacitance.

3. Results and Discussion

3.1 Analysis of the Gravimetric (Weight Loss) Measurements

Inhibition efficiencies (IEs) of carbon steel immersed in well water in the absence and presence of inhibitor (L-glutamic acid) are shown in Fig. 1. It is observed that L - Glutamic acid shows some inhibition efficiencies.

*Corresponding Author

Email Address: spsahayamdgl@gmail.com (V. Prathipa)

50 ppm of L - glutamic acid has 35 percent IE, as the concentration of L - glutamic acid increases the IE decreases. This is due to the fact that as the concentration of L-glutamic acid increases, the protective film (probably iron - L-glutamic acid complex) formed on the metal surface goes into solution. That is, the system passes from passive region to active region. The influence of Zn^{2+} , the concentration of L- glutamic acid increases the IE increases.

It is also observed that a synergistic effect exists between L - glutamic acid and Zn^{2+} . For example, 5 ppm of Zn^{2+} has 15 percent IE; 250 ppm of L - glutamic acid has 7 percent IE. Interestingly their combination has a high IE, namely, 90 percent. In presence of Zn^{2+} more amount of L - glutamic acid is transported towards the metal surface. Thus the anodic reaction and cathodic reaction are controlled effectively. This accounts for the synergistic effect existing between Zn^{2+} and L-glutamic acid.

The IE of L-glutamic acid - Zn^{2+} system at the isoelectric point of L - glutamic acid (pH=3.1) is shown in Fig. 1, the IEs of L-glutamic acid and also the L-glutamic acid- Zn^{2+} systems are very low. In some cases there is acceleration of corrosion (negative IEs).

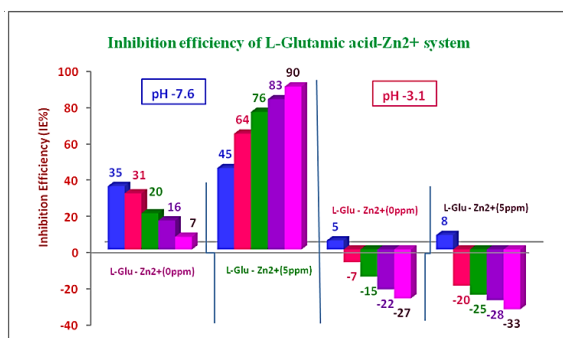


Fig. 1 Inhibition efficiencies (IEs) of L-glutamic acid - Zn^{2+} system obtained by Gravimetric (weight loss) method

3.2 Analysis of Potentiodynamic Polarization Study

Polarization study has been used to confirm the formation of protective film formed on the metal surface during corrosion inhibition process [18-25]. If a protective film is formed on the metal surface, the corrosion current value (I_{corr}) decreases. The potentiodynamic polarization curves of carbon steel immersed in well water in the absence and presence of inhibitors are shown in Fig. 2. The corrosion parameters are given in Table 1. When carbon steel was immersed in well water the corrosion potential was -675 mV vs SCE. When L - glutamic acid (250 ppm) and Zn^{2+} (5 ppm) were added to the above system the corrosion potential shifted to the noble side -628 mV vs SCE. This indicate that a protective film is formed on the anodic sites of the metal surface. Further the corrosion current decreases from 5.793×10^{-7} A/cm² to 4.977×10^{-7} A/cm². Thus polarization study confirms the formation of a protective film on the metal surface.

Table 1 Corrosion parameters of carbon steel immersed in well water in the absence and presence of inhibitor system obtained from potentiodynamic polarization study

System	At pH - 7.6		At pH - 3.1	
	Tafel Results	Tafel Results	Tafel Results	Tafel Results
	E_{corr} mV vs SCE	I_{corr} A/cm ²	E_{corr} mV vs SCE	I_{corr} A/cm ²
Well water	-675	5.793×10^{-7}	-642	6.422×10^{-7}
Well water + L - glutamic acid(250ppm)+ Zn^{2+} (5ppm)	-628	4.977×10^{-7}	-658	6.830×10^{-7}

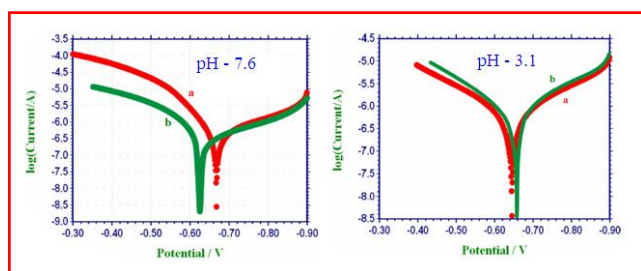


Fig. 2 Polarization curves of carbon steel immersed in various test solutions a) Well water (Blank) and b) Well water + L - glutamic acid (250 ppm) + Zn^{2+} (5 ppm)

At isoelectric point, when carbon steel was immersed in well water the corrosion potential was -642 mV vs SCE. When L-glutamic acid (250 ppm) and Zn^{2+} (5 ppm) were added to the above system, the corrosion potential shifted to -658 mV vs SCE. The corrosion potential is shifted cathodic side (active site). It is observed that I_{corr} value increases, there is no protection of metal and the metal undergoes corrosion. This is in agreement with weight loss results.

3.3 Analysis of AC Impedance Spectra

AC impedance spectra (electro chemical impedance spectra) have been used to confirm the formation of protective film on the metal surface [26-30]. If a protective film is formed on the metal surface, charge transfer resistance (R_t) increases; double layer capacitance value (C_{dl}) decreases. The AC impedance spectra of carbon steel immersed in well water in the absence and presence of inhibitors (L - glutamic acid - Zn^{2+}) are shown in Fig. 3 (Nyquist plot). The AC impedance parameters namely charge transfer resistance (R_t) and double layer capacitance (C_{dl}) derived from Nyquist plot are given in Table 2. It is observed that when the inhibitors (L - glutamic acid (250 ppm) + Zn^{2+} (5 ppm)) are added the charge transfer resistance (R_t) increases from 1288 Ω cm² to 16352 Ω cm². The C_{dl} value decreases from 3.6473×10^{-9} F/cm² to 3.2960×10^{-10} F/cm². These results lead to the conclusion that a protective film is formed on the metal surface.

At isoelectric point, when the inhibitors [L-glutamic acid (250 ppm) + Zn^{2+} (5 ppm)] are added, the charge transfer resistance (R_t) decreases from 1550 Ω cm² to 1480 Ω cm². The C_{dl} value increases from 3.3035×10^{-9} F/cm² to 3.4759×10^{-9} F/cm². When a protective film is not formed, charge transfer resistance (R_t) decreases and C_{dl} increases; the impedance value decreases, there is no protection of metal, the metal undergoes corrosion. This is in agreement with weight loss results.

Table 2 Corrosion parameters of carbon steel immersed in well water in the absence and presence of inhibitor system obtained from AC impedance spectra

System	At pH - 7.6		At pH - 3.1	
	Nyquist plot	Nyquist plot	Nyquist plot	Nyquist plot
	R_t Ω cm ²	C_{dl} F/cm ²	R_t Ω cm ²	C_{dl} F/cm ²
Well water	1288	3.6473×10^{-9}	1288	3.6473×10^{-7}
Well water + L - glutamic acid (250ppm)+ Zn^{2+} (5ppm)	16352	3.2960×10^{-7}	16352	3.2960×10^{-7}

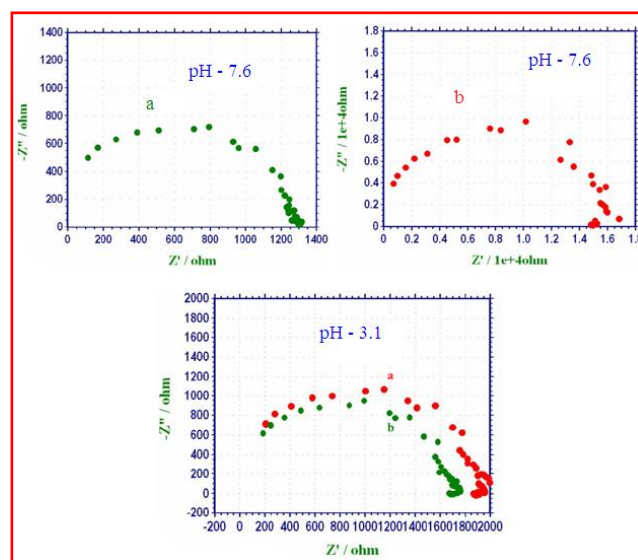


Fig. 3 AC impedance spectra of carbon steel immersed in various test solutions (Nyquist plots) a) Well water (Blank) and b) Well water + L - glutamic acid (250 ppm) + Zn^{2+} (5 ppm)

4. Conclusion

The results of the gravimetric (weight loss) study show that the formulation consisting of 250 ppm L-glutamic acid, 5 ppm of Zn^{2+} has 90% IE, in controlling corrosion of carbon steel in well water. A synergistic effect exists between Zn^{2+} and L-glutamic acid system. Polarization study reveals that the formulation functions as anodic inhibitor controlling the anodic reaction predominantly and to some extent controls the cathodic

reaction. AC impedance spectra reveal that a protective film is formed on the metal surface. At isoelectric point (pH=3.1), L-glutamic acid exists as zwitter ion. At isoelectric point, when an electric field is applied there is no movement of ions, the IEs of L-glutamic acid and also the L-glutamic acid-Zn²⁺ systems are very low. In some cases there is acceleration of corrosion, -33% inhibition efficiency is noticed (negative IEs). Polarization study and AC impedance spectra revealed that there is no synergistic effect exists between Zn²⁺ and L-glutamic acid and indicated that there is no protection of metal, the metal undergoes corrosion. This is due to the fact that at isoelectric point there is no migration of L-glutamic acid towards the metal surface. Therefore amount of L-glutamic acid transported towards the metal surface is reduced. So, metal is not protected by L-glutamic acid. Hence there is no IE at isoelectric point.

Acknowledgement

The authors are thankful to their respective management, Principal, G.T.N.Arts College, Dindigul, Tamil Nadu, India for providing the required facilities for completion of the work.

References

- [1] P. Bothi Raja, M.G. Sethuraman, Inhibitive effect of black pepper extract on the sulphuric acid corrosion of mild steel, Mater. Lett. 62 (2008) 2977-2979.
- [2] A.Y. El-Etre, Khillah extract as inhibitor for acid corrosion of SX 316 steel, Appl. Surf. Sci. 252 (2006) 8521-8525.
- [3] A. Sorkhabi, M.R. Majidi, K. Seyyedi, Investigation of inhibition effect of some amino acids against steel corrosion in HCl solution, Appl. Surf. Sci. 225 (2004) 176-185.
- [4] Z. Ghasemi, A. Tizpar, The inhibition effect of some amino acids towards Pb-Sb-Se-As alloy corrosion in sulfuric acid solution, Appl. Surf. Sci. 252(10) (2006) 3667-3672.
- [5] N.O. Eddy, U.J. Ibok, B.I. Ita, QSAR and quantum chemical studies on the inhibition potentials of some amino acids for the corrosion of mild steel in H₂SO₄, J. Comp. Methods. Sci. Engg. 11 (2011) 25-43.
- [6] A. Sahaya Raja, J. Sathiyabama, R. Venkatesan, V. Prathipa, Corrosion control of carbon steel by eco-friendly inhibitor L-cysteine-Zn²⁺ system in aqueous medium, J. Chem. Biol. Phy. Sci. 4(4) (2014) 3182-3189.
- [7] N.A. Abdel Ghany, A.E. El-Shenawy, W.A.M. Hussien, The inhibitive effect of some amino acids on the corrosion behaviour of 316L stainless steel in sulfuric acid solution, Modern Appl. Sci. 5(4) (2011) 19-29.
- [8] S. Sivakumar, A. Sahaya Raja, J. Sathiyabama, V. Prathipa, Spectroscopic methods used for analyzing protective film formed by L-Histidine on carbon steel, Int. J. Pharm. Drug Anal. 2 (2014) 601-611.
- [9] D.Q. Zhang, B. Xie, L.X. Gao, Q.R. Cai, H.G. Joo, K.Y. Lee, Intramolecular synergistic effect of glutamic acid, cysteine and glycine against copper corrosion in hydrochloric acid solution, Thin Solid Films 520(1) (2011) 356-361
- [10] A. Sahaya Raja, S. Rajendran, and P. Satyabama, Inhibition of Corrosion of carbon steel in well water by DL-phenylalanine-Zn²⁺ system, J. Chem. 2013 (2013) 720965.
- [11] A. Sahaya Raja, S. Rajendran, J. Nagalakshmi, Angelin Thangakani, M. Pandiarajan, Eco-friendly inhibitor glycine-Zn²⁺ System controlling corrosion of carbon steel in well water, Euro. Chem. Bull. 2(3) (2012) 130-136.
- [12] J. Wu, Q. Wang, S. Zhang, L. Yin, Wu, Q. Wang, S. Zhang, L. Yin, Methionine as corrosion inhibitor of brass in O₂-free 1M NaOH solution, Adv. Mat. Res. 308 (2011) 241-245.
- [13] A. Sahaya Raja, S. Rajendran, Inhibition of corrosion of carbon steel in well water by arginine - Zn²⁺ system, J. Electrochem. Sci. Engg. 2(2) (2012) 91-104.
- [14] A. Sahaya Raja, P. Angel, R. Sonisheeba, J. Thomas Paul Raj, S. Sivakumar, R. Venkatesan, J. Sathiyabama, Corrosion control by green solution – an overview, Int. J. Adv. Res. Chem. Sci. 1(1) (2014) 10-21.
- [15] A. Sahaya Raja, R. Venkatesan, R. Sonisheeba, J. Thomas Paul Raj, S. Sivakumar, P. Angel, J. Sathiyabama, Corrosion inhibition by cysteine – an overview, Int. J. Adv. Res. Chem. Sci. 1(1) (2014) 101-109.
- [16] A. Sahaya Raja, S. Rajendran, J. Sathiyabama, P. Angel, Corrosion control by aminoacetic acid (glycine) – an overview, Int. J. Innovat. Res. Sci., Engg. Technol. 3(4) (2014) 11455-11467.
- [17] V. Prathipa, A. Sahaya Raja, A Review on the assessment of amino acids used as corrosion inhibitor of metals and alloys, J. Chem. Bio. Phy. Sci. 5(2) (2015) 1585-1619.
- [18] P. Angel, A. Sahaya Raja, J. Sathiyabama, V. Prathipa, Corrosion inhibition of *Vitex Negundo* Extract as a green corrosion inhibitor for carbon steel in well water, Int. J. Chem. Stud. 2(1) (2014) 31-37.
- [19] J. Thomas Paulraj, A. Sahaya Raja, J. Sathiyabama, V. Prathipa, A study of *Acalypha indica* extract as a novel green inhibitor for carbon steel in aqueous medium, Int. J. Green Herbal Chem. 3(3) (2014) 1033-1047.
- [20] R. Soni Sheeba, A Sahaya Raja, J. Sathiyabama, V. Prathipa, Green approach to corrosion inhibition of carbon steel by the extract of *Polyalthia longifolia*, Jour. Appl. Chem. 3(5) (2014) 2055-2065.
- [21] A. Sahaya Raja, S. Rajendran, J. Sathiyabama, V. Prathipa, S. Anuradha, A. Krishnaveni, J. Jayasundari, Synergism and antagonism in carbon steel corrosion inhibition by aminoacetic acid (Glycine), Int. J. Nano. Corr. Sci. Engg. 2(2) (2015) 52-61.
- [22] V. Prathipa, A. Sahaya Raja, Synergistic and antagonistic effects of L-alanine as green corrosion inhibitor for carbon steel in aqueous medium, J. Adv. Chem. Sci. 1(2) (2015) 45-48.
- [23] V. Prathipa, A. Sahaya Raja, S. Rajendran, Electrochemical study and spectroscopic methods used for analyzing protective film formed by L-alanine on carbon steel in well water: A green approach, J. Adv. Chem. Sci. 1(2) (2015) 59-63.
- [24] A. Sahaya Raja, S. Rajendran, J. Sathiyabama, T.S. Muthumegala, A. Krishnaveni, et al, Corrosion inhibition by arginine-Zn²⁺ system, Zastita Mater. 52(2) (2011) 101-108.
- [25] A. Sahaya Raja, N. Rajendran, V. Prathipa, S. Rajendran, Nano analyses of protective film formed by L-alanine-zinc ion system onto carbon steel, J. Adv. Chem. Sci. 1(2) (2015) 78-81.
- [26] A. Sahaya Raja, Corrosion inhibition by amino acids, Ph.D. Thesis, PG and Research Department of Chemistry, G.T.N. Arts College, Affiliated to Madurai Kamaraj University, Tamilnadu, India, 2011.
- [27] A. Sahaya Raja, S. Rajendran, J. Sathiyabama, V. Prathipa, I.N. Karthika, A. Krishnaveni, Use of L-alanine as nature – friendly corrosion inhibitor for carbon steel in aqueous medium, Int. J. Nano. Corr. Sci. Eng. 2(2) (2015) 26-40.
- [28] V. Prathipa, A. Sahaya Raja, Corrosion and anti-corrosion effect of binary inhibitor L-aspartic acid – ZnSO₄ for carbon steel in aqueous media, Jour. Adv. Electrochem. 2(3) (2016) 94–96.
- [29] V. Prathipa, A. Sahaya Raja, S. Santhana Prabha, L-Aspartic Acid: An efficient water soluble inhibitor for corrosion of carbon steel in aqueous media, Int. J. Chem. Mat. Environ. Res. 3(2) (2016) 35-41.
- [30] A. Sahaya Raja, V. Prathipa, Experimental study of inhibition effect, synergistic effect and antagonistic behaviour of L-phenylalanine – ZnSO₄ at pH – 7.2 and isoelectric point (pH – 5.9) on carbon steel in aqueous solution, Int. J. ChemTech Res. 8(8) (2015) 134-142.